

> PRIVA BLUE ID S-LINE SC22

Communication module RS232

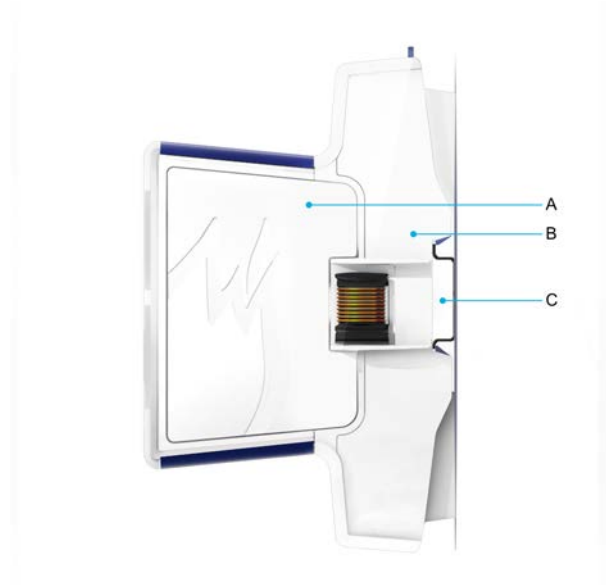


An Priva Blue ID S-Line SC22 Communication module RS232 provides the system with two RS232 ports for serial communication and is used to connect field bus devices.

Characteristics

- two RS232 ports for serial communication
- 24 V system power supply monitoring
- clear labelling of ports
- LED for communication status per port
- LED for status of module
- Priva Blue ID Lifeline
- text card for identification of ports

Modular design

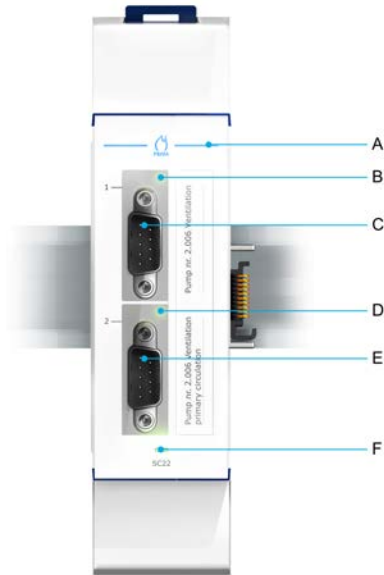


All communication modules (A) have the same base (B). You simply click the base with module onto the DIN rail (C).

Hot swappable

A module can easily be removed from and placed back in the base without tools. This can be done live (hot swappable).

Clear indication



Legend

A	Priva Blue ID Lifeline
B	LED for status of port RS232-1
C	port RS232-1
D	LED for status of port RS232-2
E	port RS232-2
F	LED for status of module

Priva Blue ID Lifeline

The modules are equipped with blue LEDs. Together, these LEDs form the Priva Blue ID Lifeline. If the blue line is continuously on, the modules and bases are in the correct place according to the configuration in TC Engineer.

LEDs for status of ports

Per port, an LED clearly indicates the port's status. The LED is continuously green when the module is working. In other situations, the LED flashes or is off. In the event of a communication error, the LED is red as long as the error is present.

LED for status of module

The LED shows the status of the module. The LED is on continuously when the module is working correctly. If not, the LED flashes or the LED is off.

LED details

Details about statuses and indications of modules, input and/or outputs and the related LED colours and flashing patterns, are described in the *LEDs and Priva Blue ID Lifeline* appendix of the *Installing and commissioning* manual.

SC22 module specifications

General	
Module article description	Priva Blue ID S-Line SC22 Communication module RS232
Module article number	5040002 (V02:01 and higher)
Base article description	Priva Blue ID S-Line SC Communication base
Base article number	5040101 (V01:00 and higher)
Number of RS232 ports	2
Dimensions (XYZ) ¹	161.5 x 40 x 100.2 mm (6.36 x 1.57 x 3.94 inches)
Weight	module: 120 grams base: 120 grams
Maximum power consumption	1.5 W
Typical power dissipation ²	1.0 W
MTBF ³	module: 4,380,000 hours base: 8,760,000 hours
Construction	removable module on a base
Mounting of base	clicks onto DIN rail
Material	mixture of polycarbonate and ABS

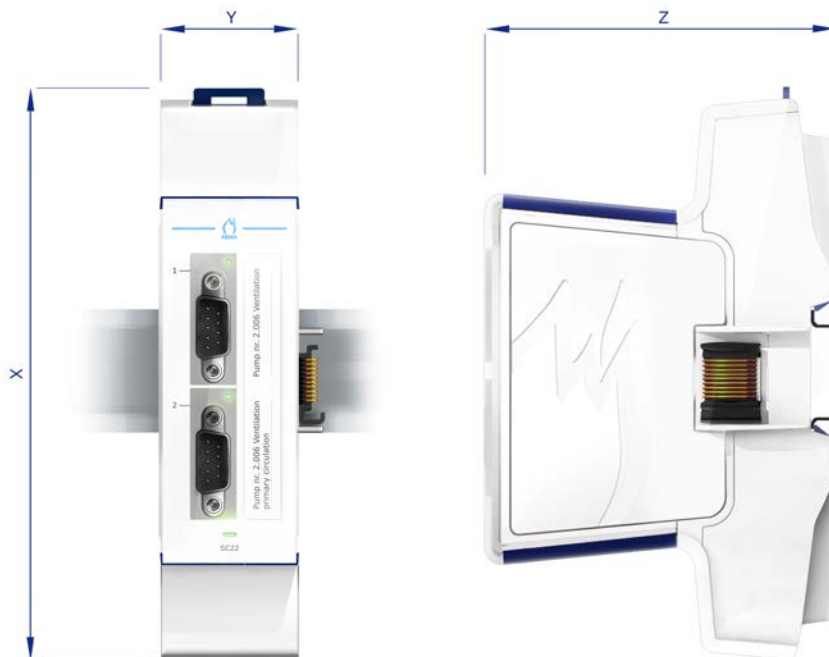
¹ Excluding 1.1 mm room between the modules

² Dissipation under the following conditions:

- I/O load of 50%
- Energy saving mode on (LEDs off)

³ The MTBF is calculated according to the *Telcordia SR-332 standard Issue 2* under the following conditions:

- ambient temperature: 35 ... 50 °C
- supply voltage: 24 VDC
- time in operation per day: 24 hours
- reliability level: 60 %



Communication	
Standard used	RS232 (ANSI/EIA/TIA-232-F)
Port type	data terminal equipment (DTE)
Nominal signal voltage TX	-5.4 V and +5.4 V
Maximum signal voltage RX	-25 V – +25 V
Baud rates	1k2, 2k4, 4k8, 9k6, 19k2, 38k4, 57k6, 76k8 and 115k2 bps
Other parameters	<ul style="list-style-type: none"> number of data bits: 7, parity: even, odd number of data bits: 8, parity: none, even, odd number of stop bits: 1 or 2
Signals used	RTS-CTS, DCD (DTR-DSR is not supported)
Cable type required	shielded RS232 cable
Maximum cable length	12 m
Connector type	nine-pin Sub-D (DTE)
Indication	<ul style="list-style-type: none"> Priva Blue ID Lifeline red-green LEDs for status of ports green LED for status of module





General specifications of controllers, modules and bases

Housing	
IP code	IP30 (IEC 60529)
Flammability class	V-0 (UL 94)
Recycle code	7
Colour	release surfaces of module and DIN rail release: blue (RAL5013) other parts: white (RAL9003)
Device type	open device, for use in a pollution degree 2 environment

Installation and connection	
Installation	<p>in control panel:</p> <ul style="list-style-type: none"> accessible to authorized personnel only can be clicked onto the DIN rail that is positioned horizontally or vertically on the mounting plate <p>Note: The controller, SC module and SN module may only be mounted horizontally.</p> <p>in panel door integration in control panel:</p> <ul style="list-style-type: none"> accessible to authorized personnel only can be clicked onto the DIN rail that is positioned horizontally on the mounting plate
DIN-rail type	35 x 7.5 mm (height x depth), in accordance with IEC 60715
Maximum width of I/O modules, bus extension modules and controller	20 m

Environment	
Permitted temperature inside control cabinet during normal operation with horizontally mounted modules only (without airflow)	0 ... 50 °C
Permitted temperature inside control cabinet during normal operation with vertically mounted modules only (without airflow)	0 ... 35 °C
Permitted temperature during transport and storage	-20 ... 70 °C
Permitted relative ambient humidity	10 % ... 95 % (non-condensing)
Shock and vibration resistance	IEC 61131-2
Installation category	II

Legislation and standards

Canada / USA		<ul style="list-style-type: none"> • UL 508:2005 (industrial control equipment) • UL 916:2007 (energy management equipment) • UL 61010-1:2004 (measurement and control equipment) • CSA C22.2 No 14-10: 2011 (industrial control equipment) • CSA C22.2 No 205-12: 2012 (signal equipment) • CSA C22.2 No 61010-1-04 (measurement and control equipment)
	EMC	<ul style="list-style-type: none"> • complies with 47 CFR Part 15 Subpart B, Class B (FCC Rules) Operation is subject to the following two conditions: <ol style="list-style-type: none"> 1. This system may not cause harmful interference. 2. This system must accept any interference received, including interference that may cause undesired operation. • ISM-system, complies with Canadian ICES-001
Europe		<ul style="list-style-type: none"> • Low voltage directive 2006/95/CE: <ul style="list-style-type: none"> • EN 61010-1:2010 (measurement and control equipment) • EMC directive 2004/108/EC: <ul style="list-style-type: none"> • EN 61326-1:2006 (measurement and control equipment) • EN 61000-6-2:2005 (generic immunity standard) • EN 61000-6-3:2007 (generic emission standard) • RoHS directive 2011/65/EU
		complies with the WEEE directive 2002/96/EC
International		<ul style="list-style-type: none"> • The Priva Blue ID S-Line S10 Controller is BTL registered at BACnet International. • The Priva Blue ID S-Line S10 Controller is BACnet certified in accordance with ISO 16484-5/6. • Priva is a member of the BACnet Interest Group Europe.

Priva (head office)
Zijlweg 3
2678 LC De Lier
The Netherlands

Your Priva partner:

See www.priva.com for contact information of a Priva office or partner for your region.

